


















LEGEND


-  ELECTRICAL SERVICES SWITCHBOARD.
-  SWITCHBOARD / CONTROL PANEL NOT PROVIDED AS PART OF THE ELECTRICAL SUBCONTRACT.
-  SINGLE POWER OUTLET.
-  DOUBLE POWER OUTLET.
-  GAMING / TAB OUTLET BY GAMING ELECTRICIAN.
-  SIGNAGE CONNECTION.
-  SINGLE PHASE ISOLATOR.
-  THREE PHASE ISOLATOR.
-  CONDUIT ROUTE.
-  LED SCREEN AV CONNECTION.
-  LIGHTING CONTROL SWITCHPANEL, TYPE x.
-  ONE WAY LIGHT SWITCH.
-  CIRCUIT LINE.
-  SWITCH LINE.
- DB-x - Py


POWER CIRCUIT DESIGNATION.
DENOTES DB AND CIRCUIT.
- xx


LIGHTING CONTROL CHANNEL REFERENCE.
- 


ELECTRICAL EQUIPMENT AS NOTED.
- 


REFER TO DETAIL NOTED FOR THE AREA SHOWN HATCHED.
ADDITIONAL OUTLETS & FITTINGS MAY BE SHOWN ON DETAIL.
- 


F1: EXISTING CEILING FAN.
- 


Sx: LED JOINERY / CEILING STRIP LIGHT, TYPE AS NOTED.
- 


E1: GENERAL CEILING RECESSED LED EMERGENCY LIGHT, WHITE.
- 


EX: EMERGENCY LED EXIT LIGHT, BLACK.
- 


LT1: SURFACE TRACK C/W LIGHT FITTINGS AS NOTED.
- 


L1A: SMALL DECORATIVE SUSPENDED PENDANT.
- 


L1B: MEDIUM DECORATIVE SUSPENDED PENDANT.
- 


L1C: LARGE DECORATIVE SUSPENDED PENDANT.
- 


L2: DECORATIVE WALL LIGHT.
- 


L3: DECORATIVE SUSPENDED PENDANT.
- 


L4: DECORATIVE WALL LIGHT.
- 


L5A: DECORATIVE SUSPENDED PENDANT.
- 


L5B: DECORATIVE SUSPENDED PENDANT.
- 


L6: DECORATIVE EXTERNAL WALL LIGHT.
- 


L7: DECORATIVE SPORTS BAR WALL LIGHT.
- 


L8: DECORATIVE AMENITY WALL LIGHT.
- 


L9: RECESSED DOWNLIGHT.
- 

L10: RECESSED DOWNLIGHT.
- 

L11: RECESSED DOWNLIGHT.
- 

L12: RECESSED DOWNLIGHT.
- 


L13: RECESSED DOWNLIGHT.
- 

L14: RECESSED DOWNLIGHT.
- 


L15: RECESSED DOWNLIGHT.

LEGEND


- L16




L16: RECESSED DOWNLIGHT.
- L17




L17: RECESSED DOWNLIGHT.
- L18




L18: RECESSED DOWNLIGHT.
- L19




L19: CURTAIN RECESSED DOWNLIGHT.
- L20



L20: GAMING ROOM RECESSED DOWNLIGHT.
- G1



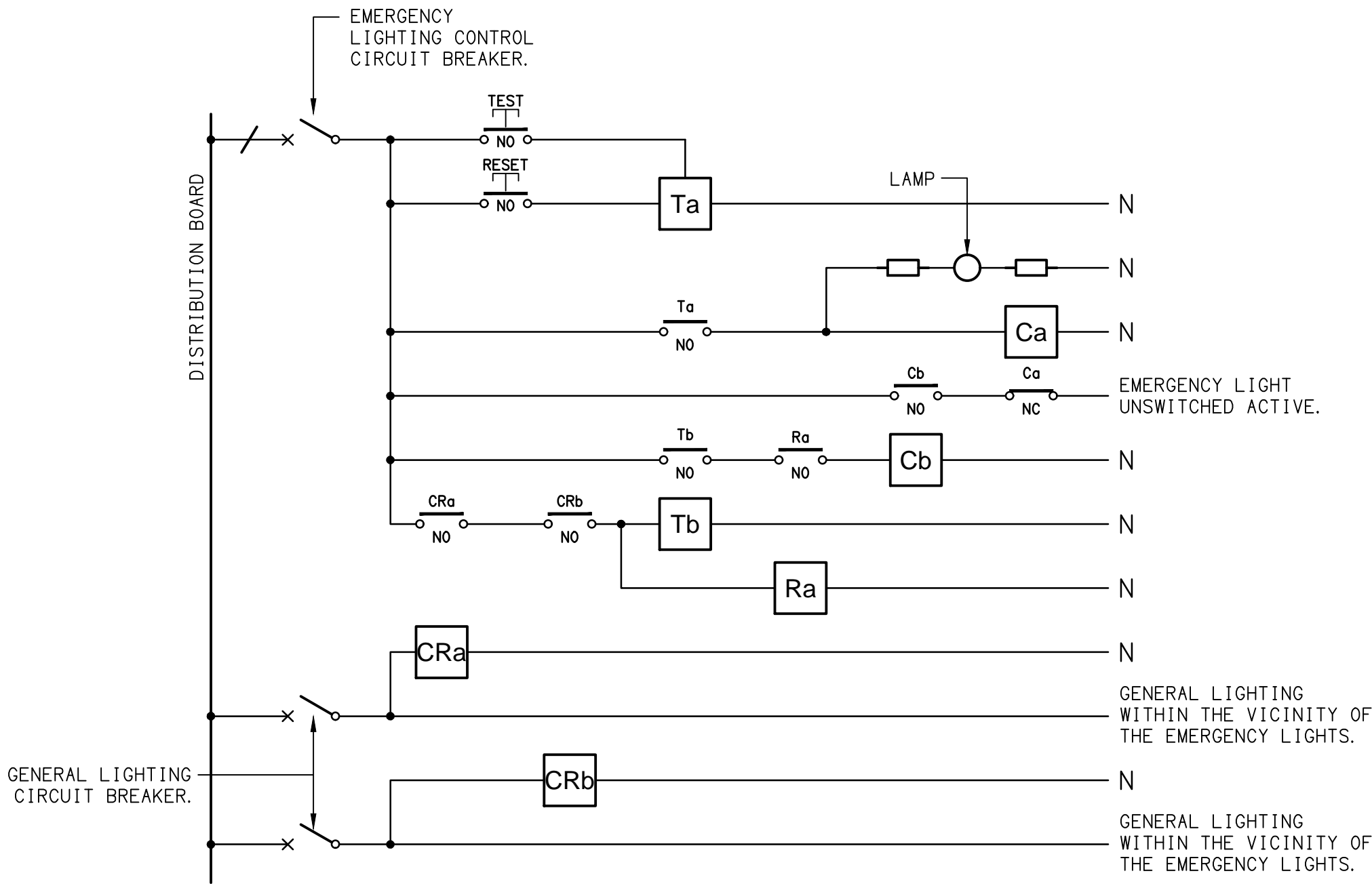
G1: GAMING BASE KICK LED STRIP LIGHT.
- G2



G2: GAMING SCREEN VERTICAL LED STRIP LIGHT.

EQUIPMENT:

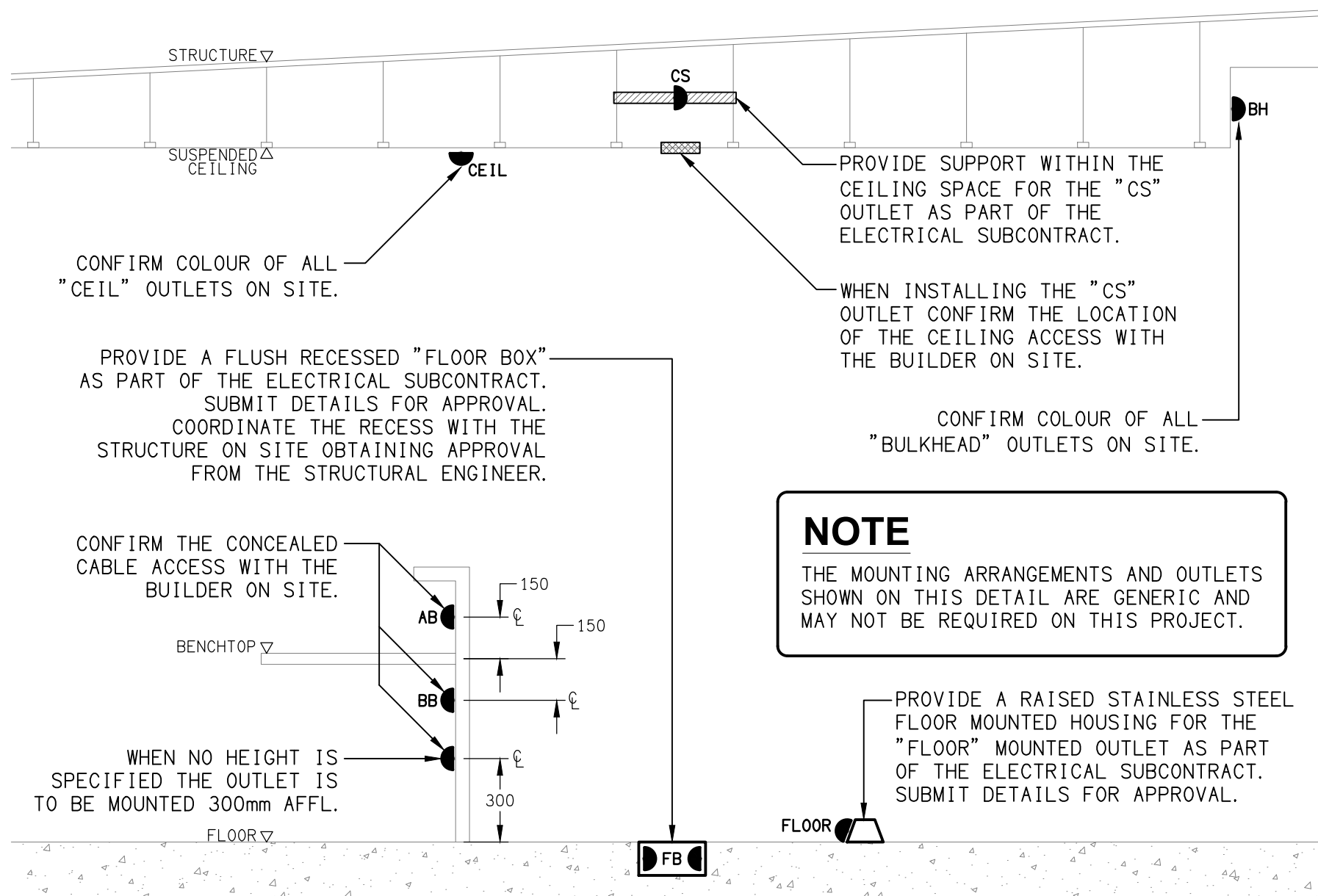
- TEST – TEST PUSH BUTTON MOUNTED ON THE DISTRIBUTION BOARD ESCUTCHEON.
- RESET – RESET PUSH BUTTON MOUNTED ON THE DISTRIBUTION BOARD ESCUTCHEON.
- LAMP – AMBER TEST INDICATING LAMP MOUNTED ON THE DISTRIBUTION BOARD ESCUTCHEON.
- Ta – ADJUSTABLE 0-3 HOUR TIMED RELAY.
- Tb – 15 MINUTE RUN-ON TIMER TO OPERATE UPON THE RETURN OF MAINS POWER.
- Cx – CONTACTOR x.
- CRx – CONTROL RELAY x.
- Rx – RELAY x.



NOTES

1. THE EMERGENCY LIGHT UNSWITCHED ACTIVE / GENERAL LIGHTING SWITCHED ACTIVE CIRCUIT ARRANGEMENT AND CONTROL IS TYPICAL FOR ALL CIRCUITS SUPPLYING EMERGENCY LIGHTS.
2. PROVIDE ADDITIONAL CONTROL RELAYS (CRx) CONFIGURED AS PER CRa AND CRb FOR ALL ADDITIONAL LIGHTING CIRCUITS THAT SUPPLY LIGHTS IN THE VICINITY OF THE EMERGENCY LIGHTS.

SCHEMATIC
EMERGENCY LIGHTING
NOT TO SCALE



DETAIL
TYPICAL OUTLET MOUNTINGS
NOT TO SCALE

THE COPYRIGHT OF THIS DRAWING REMAINS THE PROPERTY OF THE ELECTRICAL DESIGN GROUP.

USE FIGURED DIMENSIONS IN PREFERENCE TO SCALE.

ALL DIMENSIONS TO BE VERIFIED ONSITE.

B	TENDER	31/10/2025
REV:	DESCRIPTION:	DATE:

ELECTRICAL DESIGN GROUP
ELECTRICAL BUILDING SERVICES CONSULTANTS

BRISBANE: P.O. Box 15 Sherwood Qld 4075
Phone: (07) 3278 4375
Email: brisbane@edg.net.au
Web: www.edg.net.au

ELECTRICAL DESIGN GROUP BRISBANE PTY LTD
ACN 092 710 793

TRADING AS:
ELECTRICAL DESIGN GROUP

PROJECT:

CLUB TAVERN
CABOOLTURE

SITE ADDRESS:
16 MATTHEW TERRACE, CABOOLTURE

SCALE: SHEET SIZE:

NOT TO SCALE AT A1

DRAWING TITLE:

ELECTRICAL SERVICES
LEGEND & DETAILS

PROJECT NO: DRAWING NO: REVISION:

C3646a E01 B